



arauco

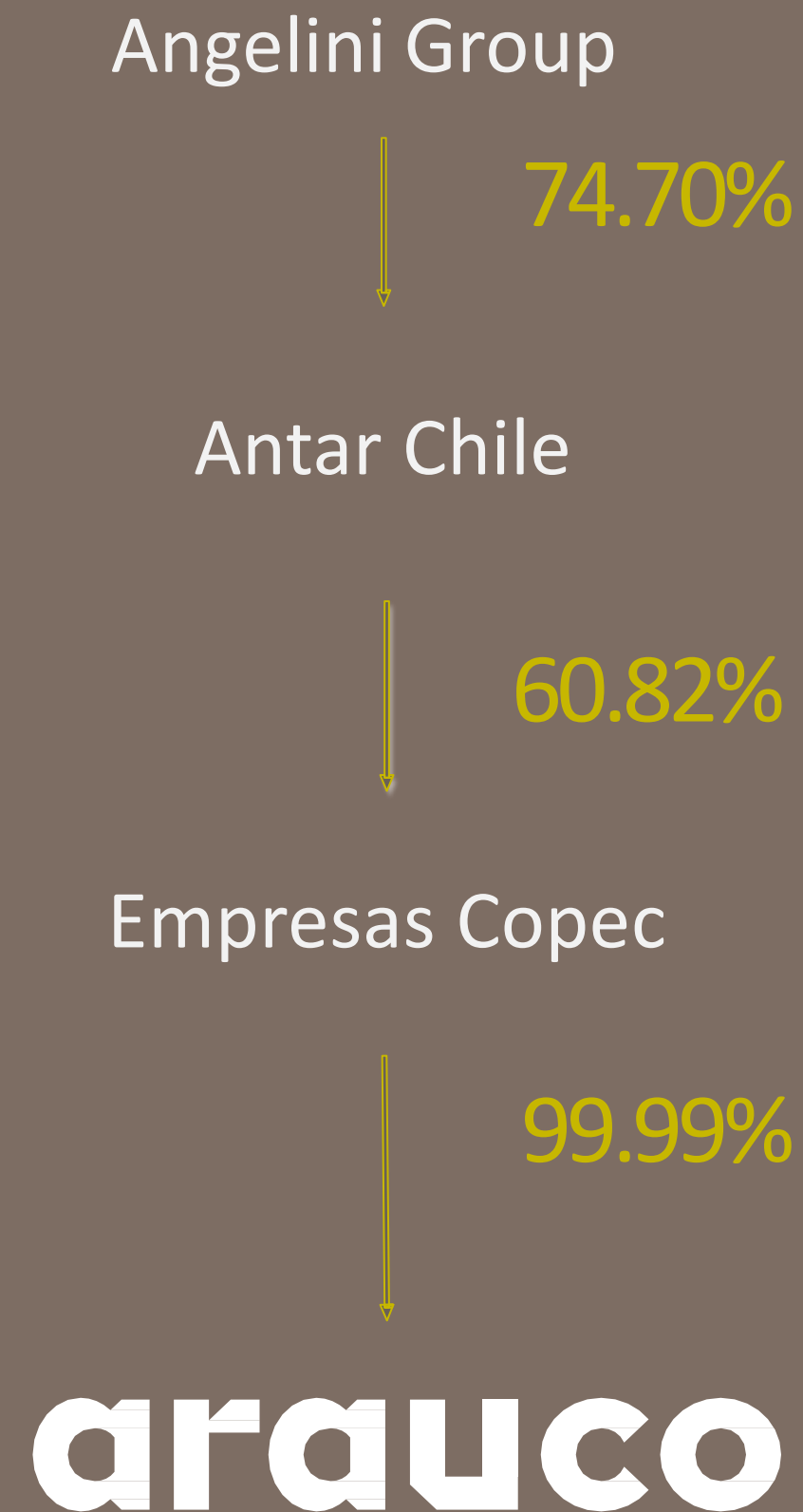
Corporate Presentation
2021

renewables for a better life

ARAUCO at a glance

As of December 2021

Shareholder Structure



Credit Ratings

International Scale

Fitch Ratings	BBB (Stable)
S&P	BBB- (Stable)
Moody's	Baa3 (Stable)

National Scale

Fitch Ratings	AA (Stable)
Feller Rate	AA (Stable)

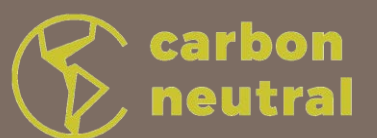
Financial highlights

In US\$ million, last twelve months

EBITDA	2,493	Net Income	1,032
EBITDA Margin	39%	CAPEX	1,503
Net Debt/EBITDA	1.83x	Revenues	6,350

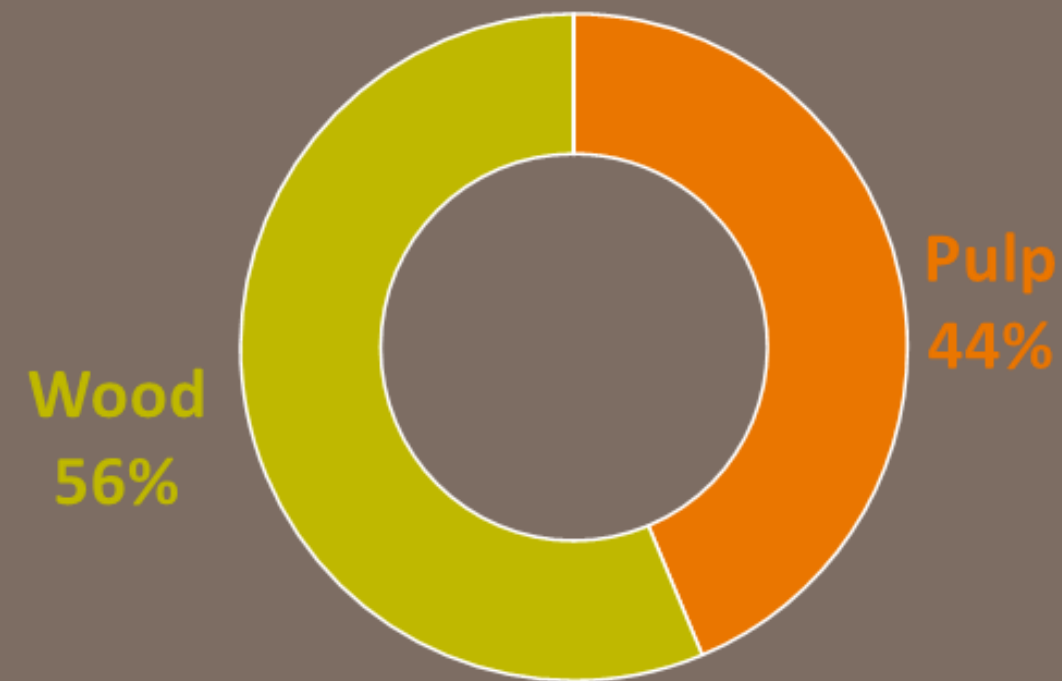
arauco

arauco

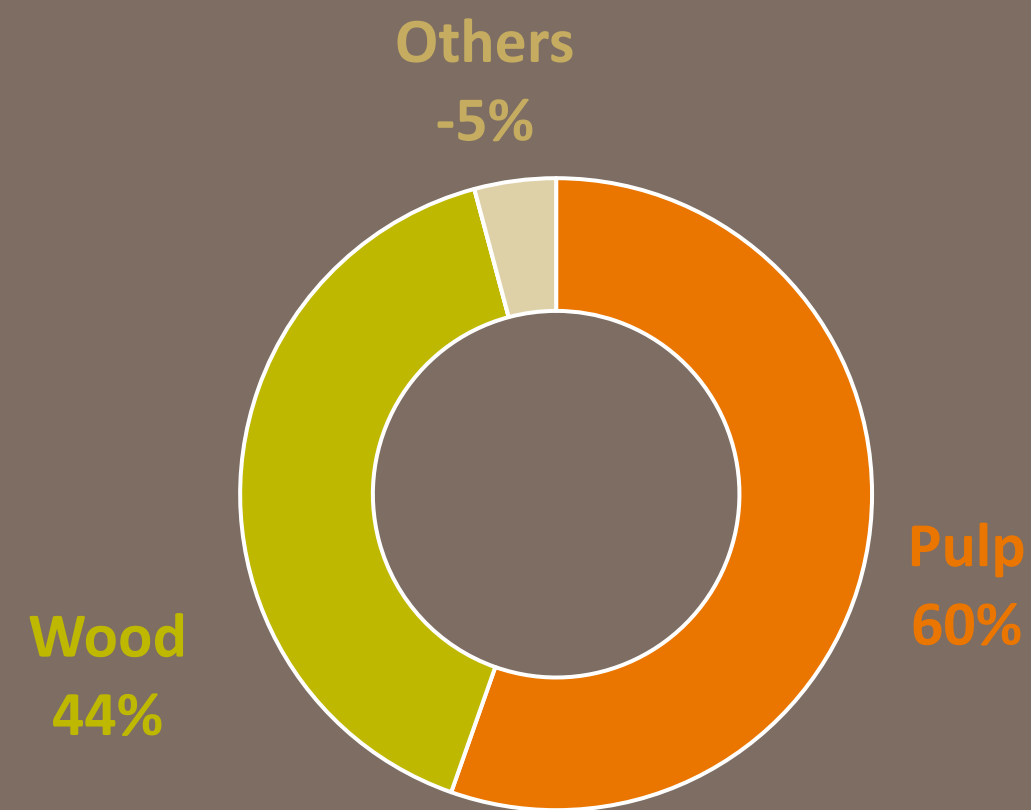


DIVERSIFIED SALES AROUND THE WORLD

Revenues
MUS\$6,350

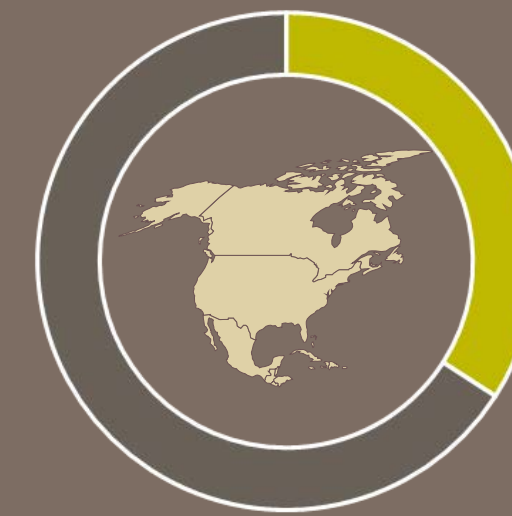


Adjusted EBITDA
MUS\$2,493

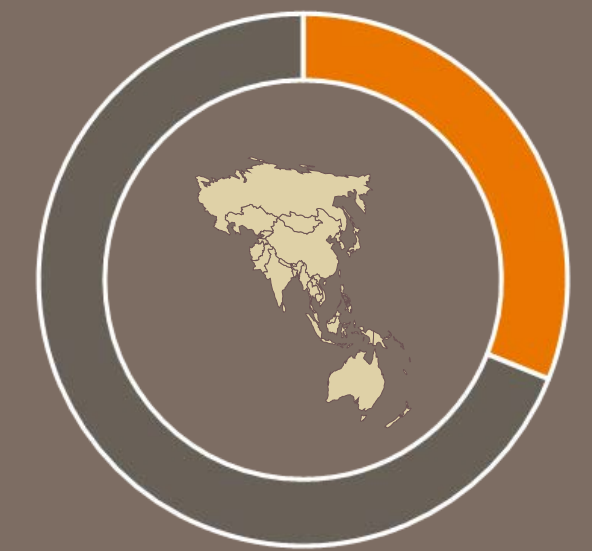


REVENUES BY REGION

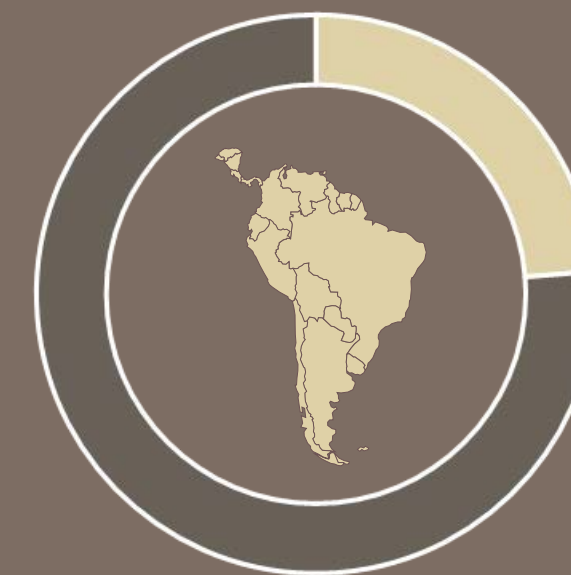
As of December 2021



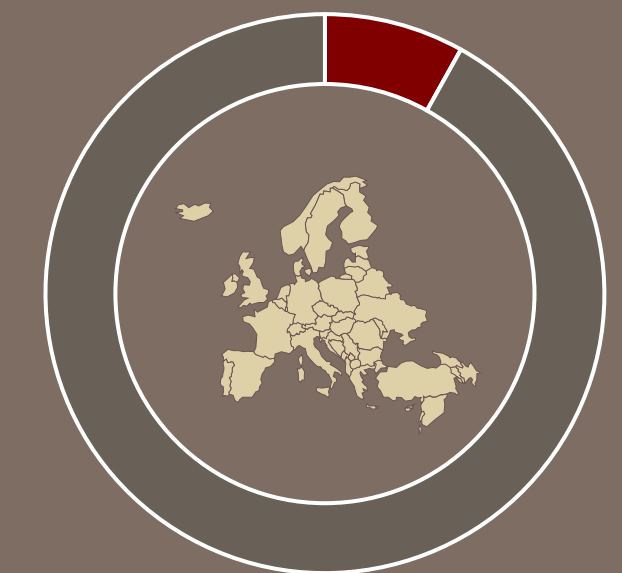
32%
North America



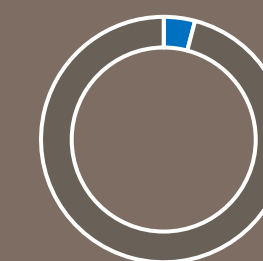
30%
Asia and Oceania



25%
Central and
South America


























7%
Europe



5%
Others

As of December 2021 LTM

TWO STRATEGIC BUSINESS SEGMENTS

	Pulp		Wood products		Complementary energy operations
	Forest Plantations	Mills	Panels	Solid Wood	
	614 th. Ha ⁽¹⁾	5 Mills 2,905 th. t	2 Mills MDF: 500 th. m ³ PB: 340 th. m ³	7 Sawmills: 2,646 th. m ³ Plywood ⁽⁵⁾ : 710 th. M ³ 4 Rem. Facilities	10 Power Plants 606 MW Surplus: 219 MW
	130 th. Ha ⁽¹⁾	1 Mill 350 th. t	2 Mills MDF: 300 th. m ³ PB: 260 th. m ³	1 Sawmill: 318 th. m ³ 1 Rem. Facility	2 Power Plants 82 MW Surplus: 15 MW
	114 th. Ha ⁽¹⁾		4 Mills MDF: 1,520 th. m ³ PB: 730 th. m ³		
	86 th. Ha ^{(1) (2)}	1 Mill 710 th. t ⁽²⁾			1 Power Plant 91 MW ⁽²⁾ Surplus: 50 MW
			8 Mills MDF: 1,015 th. m ³ PB: 1,630 th. m ³		
			2 Mills MDF: 250 th. m ³ PB: 315 th. m ³		
			10 Mills ⁽³⁾⁽⁴⁾ PB: 1,191 th. m ³ MDF: 727 th. m ³ OSB: 230 th. m ³	1 Sawmill ⁽³⁾ : 35 th. m ³	
Total	0.9 million ha	4.0 million t	9.0 million m³	3.7 million m³	779 MW

As of December 2021

(1) Considers hectares planted mainly with eucalyptus (globulus, nitens), pine (radiata, taeda, elliottii) and others.

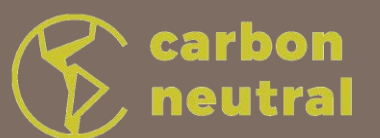
(2) Considers 50% of Montes del Plata

(3) Considers 50% of Sonae Arauco

(4) One PB mill in South Africa is currently shut down

(5) Considers 2 plywood mills.

arauco

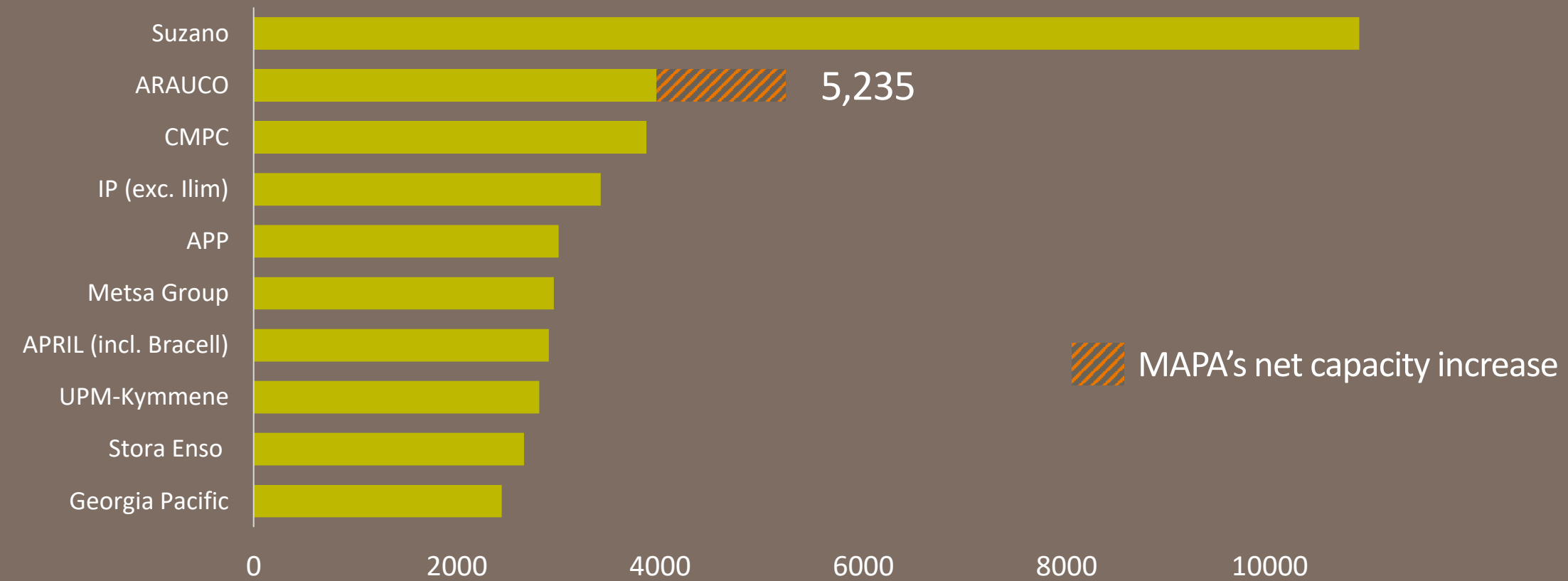


WE ARE A MAIN PLAYER IN THE GLOBAL MARKET

#2

In market pulp capacity in the world

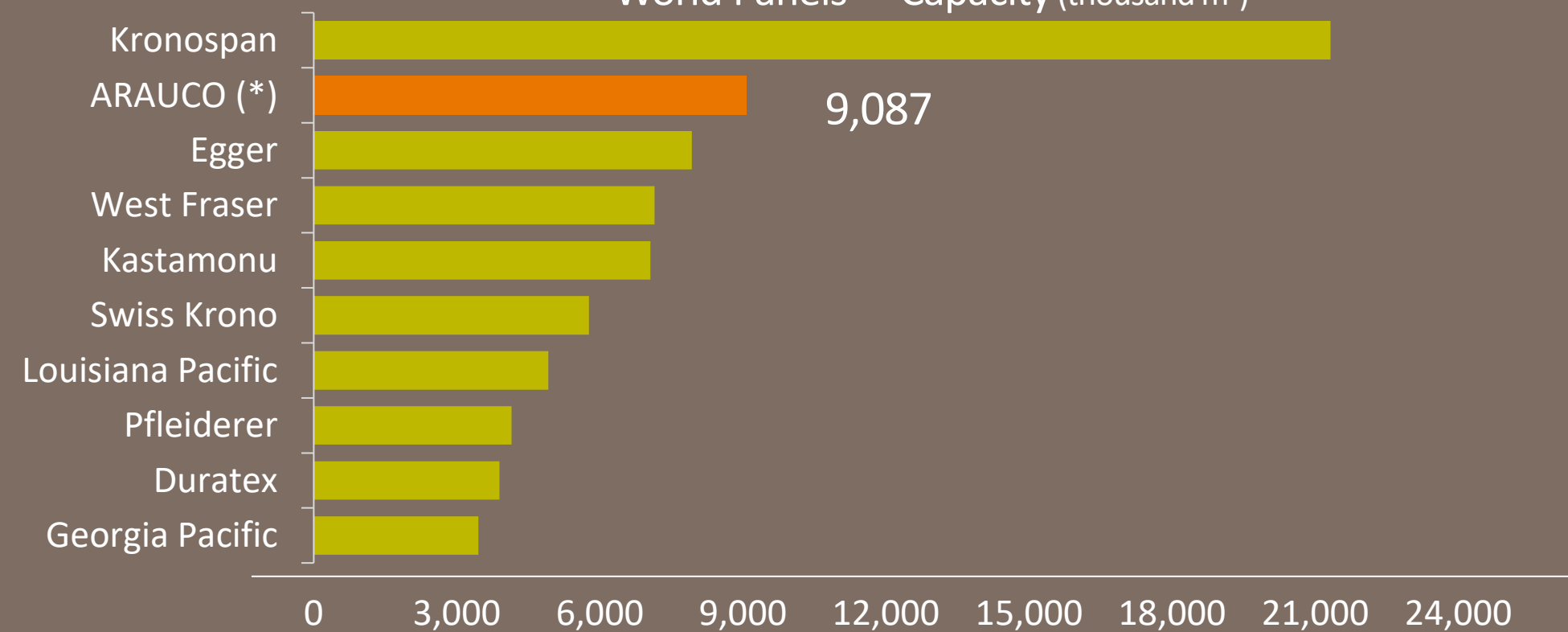
Market Pulp Capacity (thousand tonnes)



#2

In panels capacity in the world

World Panels** Capacity (thousand m³)



World market pulp and panel competitors capacity as of December 2021

*Arauco capacity includes 50% of Montes del Plata, 50% Sonae Arauco, and MAPA Project, as of December 2020

**Panels refers to Composite Panels, which corresponds to MDF, PB and OSB.

Source: Hawkins Wright, Public fillings, Arauco estimations and Company information and fillings

MAXIMIZING THE VALUE OF OUR FORESTS

